



DHPS | NY

DOCUMENTARY HERITAGE  
& PRESERVATION SERVICES  
*FOR NEW YORK*

*Thanks for joining us! Today's presentation will  
begin shortly.*

*If you have questions or want to report any technical issues,  
contact us at [info@dhpsny.org](mailto:info@dhpsny.org) or (215) 545-0613 ext.317*

# Working with First Responders

27 February 2024

Presented by DHPSNY

# Agenda

- Fire department operations
- How to work with your fire department



Benoit Moser/BSPP via AP

# FIRE DEPARTMENT OPERATIONS

# Fire Department Operations

- Fire is a chaotic event
- All fire incidents have a list of priorities that is followed
  - Life Safety
  - Incident Stabilization
  - Property Conservation



# Property Conservation

- Salvage Operations
  - Moving and/or covering items
  - Fans to exhaust smoke from the area once the fire is controlled
- Preventing water damage
  - Turning off valves
  - Stopping unnecessary waterflow from hose lines
  - Water chutes



# Overhaul

- Searching for hidden fire and rendering the building safe
- Returning the building to as close to normal as possible
- Recognizing and preserving evidence



# Fire Investigation


- Cause and origin will be examined in all fires
- Fires determined suspicious will be investigated further
- Fires with civilian or firefighter fatalities will undergo a higher level of scrutiny
- The owner's insurance carrier may limit access to the building until they investigate









# Building Relationships

**WORKING WITH**  
**EMERGENCY**  
**RESPONDERS**



**TIPS FOR CULTURAL INSTITUTIONS**  
What do they need to know before, during, and after an emergency?



# Conversation Starters

- Who you are, who you serve, and why you are important to the community
- What you have and why it is important to the community
- What are your collection priorities, and why
- Who are your visitors and how they could be at risk during a fire



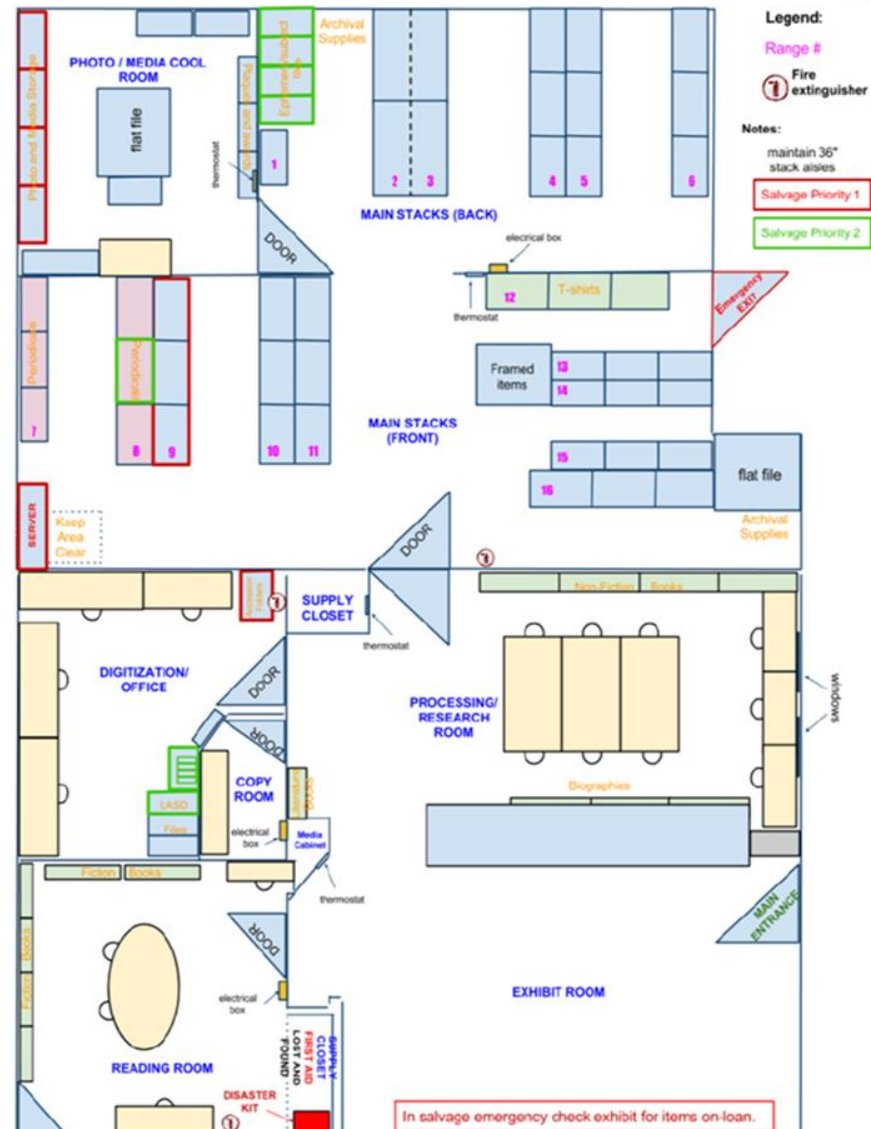
# Building the Relationship

- Include your fire department in your disaster planning process from the very beginning.
- Invite your first responders (and their families) to visit your institution as your special guests.
- Are there volunteer opportunities with the fire department or can you play host for one of their events?



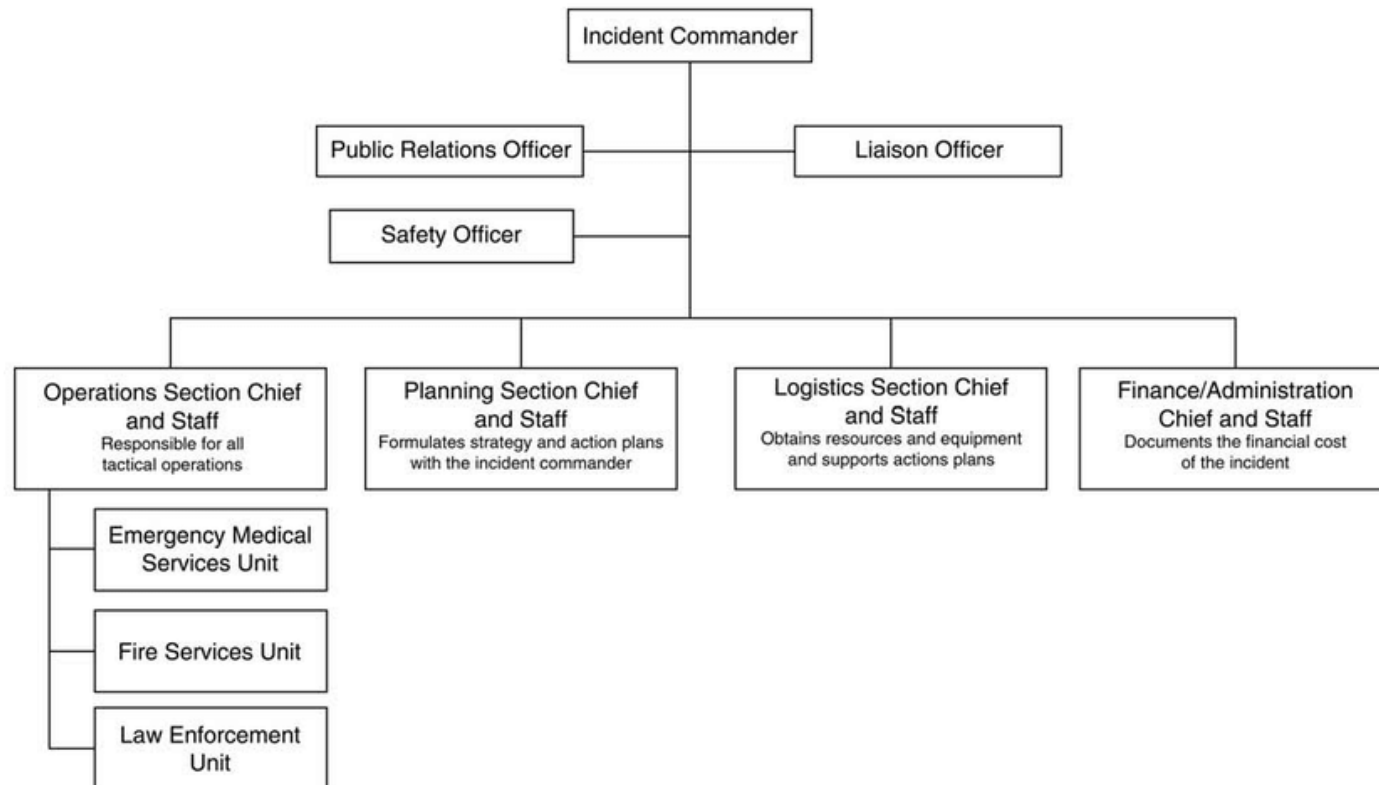
# What to Share

- Floor maps
- Accurate building/room names
- Formal blueprints
- Knox box location (and make sure the most current key is in there)
- Hazards in the building or collection
- Location of key box for interior keys



# Disaster Team Roles

- Ensure you have a Liaison Officer
- A brief ICS digression:



# During the Fire

- Be prepared to have your Liaison Officer tell the fire department's liaison:
  - Who is in the building (and where they are, if you know)
    - Do any of them have special needs?
  - What hazards are present and where they are
  - Your priority collections/exhibits are and where they are

## NOTE:


- Once the fire department arrives on site, they are in control of your building until they return it to you.

# What are the next steps?

- If you haven't already, start planning
- Keep on learning!
  - Take ICS or CERT training
- Go meet your first responders



# Questions?



Fire is invented.





DHPS | NY

DOCUMENTARY HERITAGE  
& PRESERVATION SERVICES  
*FOR NEW YORK*

## *Questions?*

DHPSNY staff is available to answer your questions.  
Contact us at [info@dhpsny.org](mailto:info@dhpsny.org) or (215) 545-0613.

## *Connect with us!*



[facebook.com/dhpsny](https://facebook.com/dhpsny)



[@dhpsny](https://instagram.com/dhpsny)



[@dhpsny](https://twitter.com/dhpsny)